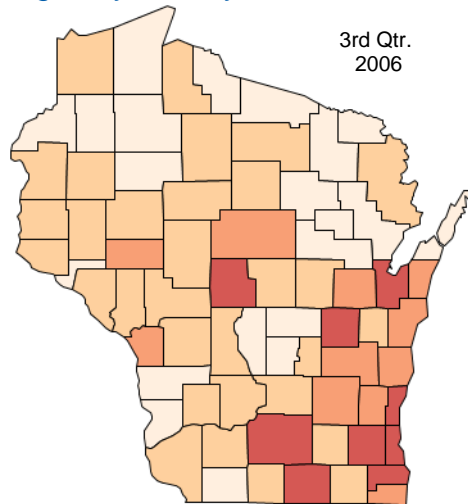



## Wisconsin Average Weekly Wages by County



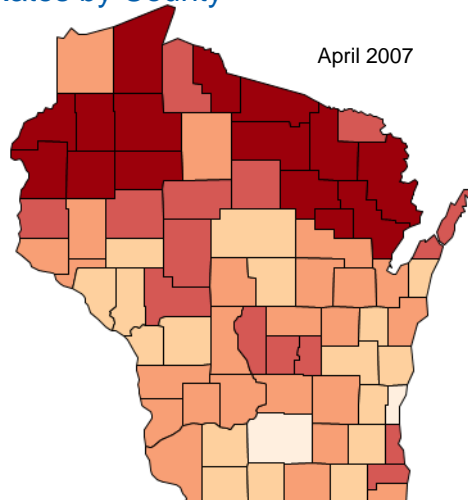
3rd Qtr.  
2006

Wisconsin Average Weekly Wage: \$687

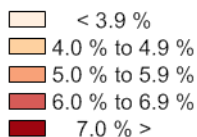


Source:  
DWD, BWI, QCEW

## Wisconsin Unemployment Rates by County



April 2007



Source:  
DWD, BWI, LAUS



# Brown County Snapshot

Released May 24, 2007

## County Employment Overview - 3rd Qtr. 2006

Below are the county's most common occupations based upon their employment. Under each occupation are the industries that, based on statewide employer staffing patterns, (estimated total number of jobs), employ the most people in the occupation. Next to each industry is the largest county employer that may employ people in that occupation. (Note: An \* before an employer's name indicates that the employer has multiple locations or is counted in multiple industries but chose not to break out this information.)

### 1 Heavy/Tractor-Trailer Truck Drivers

INDUSTRIES	LARGEST EMPLOYERS IN INDUSTRY	# OF EMPLOYEES
Other Specialized Trucking, Long-Dist	Schneider Enterprise Resources LLC	1,000+
General Freight Trucking, Long-Dist TL	Schneider National, Inc	500-999
Lumber and Wood Merchant Wholesalers	*Verhalen Inc	250-499
Home Centers	Menards	250-499
Packaged Frozen Food Merchant Whse	*Port City Bakery Inc	100-249

### 2 Retail Salespersons

INDUSTRIES	LARGEST EMPLOYERS IN INDUSTRY	# OF EMPLOYEES
Discount Department Stores	Wal-Mart	1,000+
All Other General Merchandise Stores	Fleet & Farm	250-499
Home Centers	Menards	250-499
New Car Dealers	Broadway Automotive	100-249
Radio, TV & Other Electronics Stores	Best Buy	100-249

### 3 Cashiers

INDUSTRIES	LARGEST EMPLOYERS IN INDUSTRY	# OF EMPLOYEES
Discount Department Stores	Wal-Mart	1,000+
Supermarkets and Other Grocery Stores	*Festival Foods	250-499
All Other General Merchandise Stores	Fleet & Farm	250-499
Food (Health) Supplement Stores	Enzymatic Therapy Inc	250-499
Home Centers	Menards	250-499

### 4 Customer Service Reps

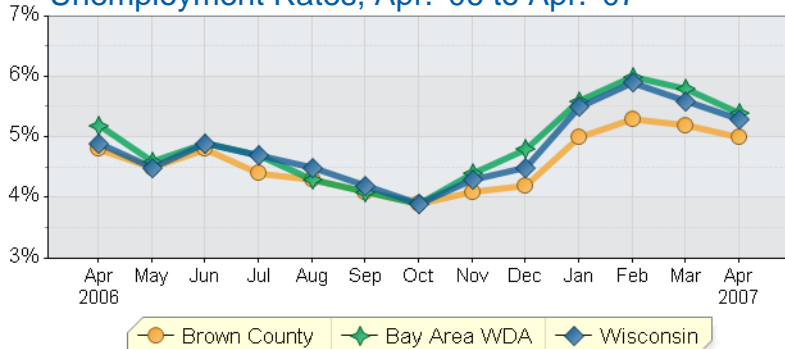
INDUSTRIES	LARGEST EMPLOYERS IN INDUSTRY	# OF EMPLOYEES
Direct Health/Medical Insurance Carriers	Humana	1,000+
Discount Department Stores	Wal-Mart	1,000+
Manifold Business Forms Printing	Moore Response Marketing Svcs	500-999
Managing Offices	Shopko	500-999
Commercial Banking	Associated Bank	500-999

### 5 Food Prep & Serving Workers

INDUSTRIES	LARGEST EMPLOYERS IN INDUSTRY	# OF EMPLOYEES
Food Service Contractors	Levy Restaurants @ Lambeau Field	500-999
Supermarkets and Other Grocery Stores	*Festival Foods	250-499
Limited-Service Restaurants	*Fazoli's	250-499
Full-Service Restaurants	Red Lobster & The Olive Garden	250-499
Gasoline Stations w/ Convenience Stores	Kwik Trip	50-99

Source: DWD, BWI, QCEW Q3 2006; BWI, EDS Q2 2005; OEA, Short-Term Projections 2005-2007

## Unemployment Rates, Apr. '06 to Apr. '07



## Unemployment Rates

	Apr. '07	Mar. '07	Apr. '06
Brown County	5.0%	5.2%	4.8%
Green Bay Metro*	5.3	5.5	5.1
Bay Area WDA**	5.4	5.8	5.2
Wisconsin	5.3	5.6	4.9

## Employment

	Apr. '07	Mar. '07	Apr. '06
County Civilian Labor Force	135,996	136,261	135,974
# Employed	129,157	129,205	129,434
# Unemployed	6,839	7,056	6,540
WDA Civilian Labor Force	344,036	344,490	342,172
# Employed	325,618	324,611	324,379
# Unemployed	18,418	19,879	17,793

Source: DWD, BWI, LAUS

\*Green Bay Metro comprised of Brown, Oconto & Kewaunee Counties  
 \*\*Bay Area WDA comprised of Florence, Marinette, Oconto, Menominee, Shawano, Brown, Door, Kewaunee, Manitowoc & Sheboygan Counties

# Current Active JobNet Orders\* - May 21, 2007



## 1 Occupations with the Most Job Openings based on the worksite

	OCCUPATION	# OF ESTIMATED OPENINGS	EMPLOYERS WITH MOST OPENINGS
COUNTY	Production Helpers	221	Bay Valley Foods; Encadria Staffing Solutions; Staffmark
	Production Workers	185	Firststaff Staffing Services; Kelly Services; IQ Industrial Staffing
	Paper Goods Machine Ops	63	Tufco Technologies; Encadria Staffing Solutions; Kelly Services
WDA	Production Workers	262	Firststaff Staffing Services; Kelly Services, Inc; Custom Staffing Solutions Inc
	Welders	244	Bay Shipbuilding Company; American Business Resource Corp; Marinette Marine Corp
	Production Helpers	235	Bay Valley Foods; Encadria Staffing Solutions; Mod Tech Industries Inc

## 2 Employers with the Most Job Openings based on the worksite

	EMPLOYER	# OF ESTIMATED OPENINGS	EMPLOYER'S MOST FREQUENT TYPES OF JOB OPENINGS
COUNTY	Bay Valley Foods	200	Production Helpers
	Firststaff Staffing Services	140	Production Workers; Machinists; Woodworking Machine Ops
	IQ Industrial Staffing	71	Production Workers; Hand Packers/Packagers; Team Assemblers
WDA	Bay Shipbuilding Company	219	Welders; Structural Metal Workers; Painters - Construction & Maintenance
	Bay Valley Foods	200	Production Helpers
	Firststaff Staffing Services	146	Production Workers; Welders; Machinists

## 3 JobNet Summary Statistics

	COUNTY	WDA
Total Job Openings	2,006	3,810
Employers with Openings	278	696

## Unemployment Insurance Benefits

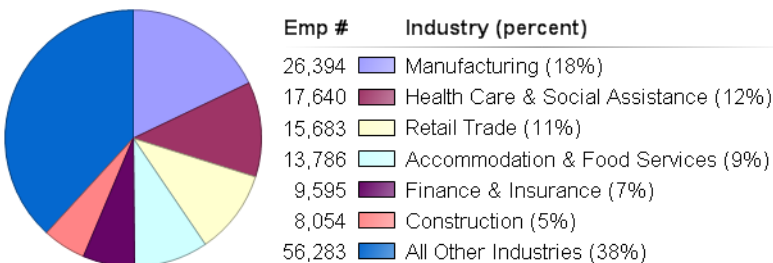
		Apr. '07	Mar. '07	Apr. '06
Initial Claims	County	2,299	2,573	1,900
	WDA	5,711	6,659	5,111
Continued Claims	County	17,330	16,735	15,052
	WDA	46,865	48,113	41,815

Source: Wisconsin's JobNet, May 21, 2007

\*This JobNet Orders report provides the number of job openings by occupation and by company. It is a "snapshot" of information for one day in JobNet. Job orders with five (5) or fewer counties only will be retrieved and reported above. Companies listing more than five counties as worksites will not be used for the Snapshot publications.

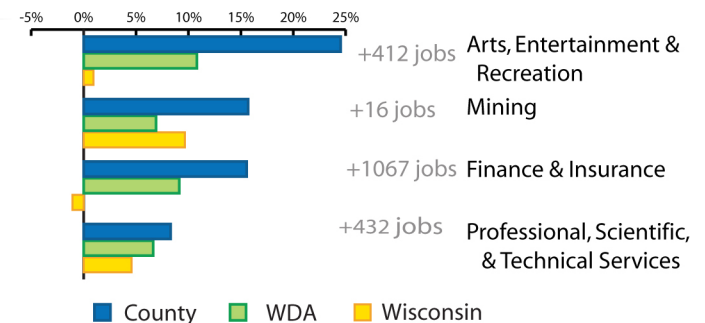
Source: DWD, UI

## Top Employing Industries in County - 3rd Qtr. 2006



Source: DWD, BWI, QCEW

## County Industries w/ Largest Percentage Growth in Employment: 2nd Qtr. 2005 - 2nd Qtr. 2006



Source: U.S. Census Bureau, LED

## Nonfarm Employment

	April 2007 Employment	Green Bay Metro*		State
		#	%	%
Total Nonfarm	168,300	2,200	1.3 %	1.3 %
Total Private	146,800	1,900	1.3	1.4
Goods Producing	37,300	500	1.4	1.8
Natural Resources and Mining and Construction	7,700	400	5.5	7.8
Manufacturing	29,600	100	0.3	0.4
Private Service Providing	109,500	1,400	1.3	1.3
Trade	24,000	500	2.1	0.8
Transportation Warehousing and Utilities	10,900	-200	-1.8	1.3
Financial Activities	12,000	0	0.0	0.8
Educational and Health Services	21,900	100	0.5	0.5
Leisure and Hospitality	15,800	700	4.6	3.3
Information, Professional, Business & other Services	24,900	300	1.2	1.5
Government	21,500	300	1.4	0.5

Source: DWD, BWI, CES & Small County Estimates

\*Green Bay Metro comprised of Brown, Oconto & Kewaunee Counties



worknet.wisconsin.gov

An increase/decrease in employment may be the result of code changes that are NOT due to changes in the economic picture, rather the result of changes in the coding structure or corrections to industry and/or geographic codes.