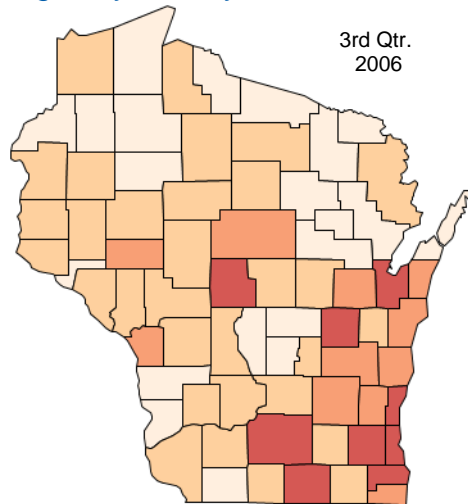



Wisconsin Average Weekly Wages by County



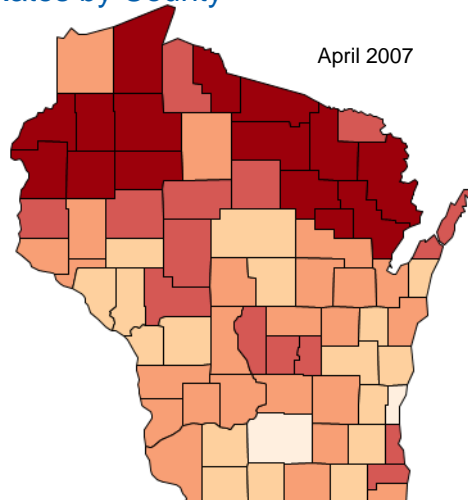
3rd Qtr.
2006

Wisconsin Average Weekly Wage: \$687

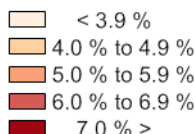


Source:
DWD, BWI, QCEW

Wisconsin Unemployment Rates by County



April 2007



Source:
DWD, BWI, LAUS



Calumet County Snapshot

Released May 24, 2007

County Employment Overview - 3rd Qtr. 2006

Below are the county's most common occupations based upon their employment. Under each occupation are the industries that, based on statewide employer staffing patterns, (estimated total number of jobs), employ the most people in the occupation. Next to each industry is the largest county employer that may employ people in that occupation. (Note: An * before an employer's name indicates that the employer has multiple locations or is counted in multiple industries but chose not to break out this information.)

1 Retail Salespersons

INDUSTRIES	LARGEST EMPLOYERS IN INDUSTRY	# OF EMPLOYEES
Home Centers	The Home Depot	100-249
Discount Department Stores	Wal-Mart	50-99
New Car Dealers	Vande Hey Brantmeier Chevrolet-Buick	50-99
Hobby, Toy, and Game Stores	FuncoLand	10-19

2 Food Prep & Serving Workers

Limited-Service Restaurants	Culver's	50-99
Supermarkets and Other Grocery Stores	Stell S Piggly Wiggly	50-99
Full-Service Restaurants	High Cliff Restaurant	50-99
Gasoline Stations w/ Convenience Stores	Kwik Trip	50-99

3 Cashiers

Home Centers	The Home Depot	100-249
Discount Department Stores	Wal-Mart	50-99
Limited-Service Restaurants	Culver's	50-99
Supermarkets and Other Grocery Stores	Stell S Piggly Wiggly	50-99
Gasoline Stations w/ Convenience Stores	Kwik Trip	50-99

4 Wait Staff

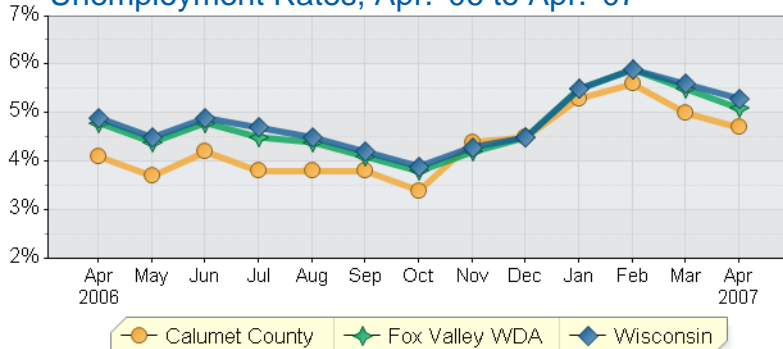
Drinking Places (Alcoholic Beverages)	Darboy Club, Inc.	100-249
Limited-Service Restaurants	Culver's	50-99
Golf Courses and Country Clubs	North Shore Golf Club Inc	50-99
Full-Service Restaurants	High Cliff Restaurant	50-99
Hotels (except Casino Hotels) and Motels	Best Western Stanton Inn	10-19

5 Hand Material Movers

Temporary Help Services	Alternative Payroll Services Inc.	500-999
Executive & Legislative Offices Combined	Local Government	250-499
Discount Department Stores	Wal-Mart	50-99
Supermarkets and Other Grocery Stores	Stell S Piggly Wiggly	50-99
General Freight Trucking, Local	Primary Transportation Services Inc	20-49

Source: DWD, BWI, QCEW Q3 2006; BWI, EDS Q2 2005; OEA, Short-Term Projections 2005-2007

Unemployment Rates, Apr. '06 to Apr. '07



Unemployment Rates

	Apr. '07	Mar. '07	Apr. '06
Calumet County	4.7%	5.0%	4.1%
Appleton Metro*	4.9	5.3	4.8
Fox Valley WDA**	5.1	5.5	4.8
Wisconsin	5.3	5.6	4.9

Employment

	Apr. '07	Mar. '07	Apr. '06
County Civilian Labor Force	25,609	25,698	25,062
# Employed	24,406	24,419	24,038
# Unemployed	1,203	1,279	1,024
WDA Civilian Labor Force	321,844	323,293	319,921
# Employed	305,501	305,420	304,473
# Unemployed	16,343	17,873	15,448

Source: DWD, BWI, LAUS

*Appleton Metro comprised of Outagamie & Calumet Counties
 **Fox Valley WDA comprised of Waupaca, Outagamie, Waushara, Calumet, Winnebago, Green Lake & Fond du Lac Counties

Current Active JobNet Orders* - May 21, 2007



1 Occupations with the Most Job Openings based on the worksite

	OCCUPATION	# OF ESTIMATED OPENINGS	EMPLOYERS WITH MOST OPENINGS
COUNTY	Hand Material Movers	16	Worthington Cylinder Acquisition; Endries International, Inc
	Janitors & Cleaners, except Maids	16	Around The Clock Cleaning LLC; Americinn Lodge & Suites of Appl; Maid 4 U
	Production Workers	15	Kelly Services
WDA	Production Helpers	194	Kelly Services Inc; IQ Industrial Staffing; Aerotek Commercial Staffing
	Production Workers	150	Adecco; Firststaff Staffing Services; Quality Packaging Inc
	Telemarketers	110	Strategic Fundraising; ABR Employment Services; West Business Services

2 Employers with the Most Job Openings based on the worksite

	EMPLOYER	# OF ESTIMATED OPENINGS	EMPLOYER'S MOST FREQUENT TYPES OF JOB OPENINGS
COUNTY	Kelly Services	15	Production Workers
	Flex-Staff Temporary Services	13	Production Helpers; Bookkeeping/Accounting/Auditing Clerks; Packaging/Filling Machine
	Worthington Cylinder Acquisition	11	Hand Material Movers
WDA	Oshkosh Truck Corp	134	Production/Planning/Expediting Clerks; Assemblers/Fabricators; Mechanical Engineers
	Kelly Services, Inc	115	Production Helpers; Production Workers
	Firststaff Staffing Services	97	Production Workers; Team Assemblers; Electromechanical Equipment Assemblers

3 JobNet Summary Statistics

	COUNTY	WDA
Total Job Openings	132	3,598
Employers with Openings	36	614

Unemployment Insurance Benefits

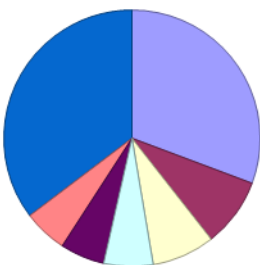
		Apr. '07	Mar. '07	Apr. '06
Initial Claims	County	576	463	377
	WDA	6,751	6,662	5,069
Continued Claims	County	3,315	3,079	2,246
	WDA	42,347	42,297	35,183

Source: Wisconsin's JobNet, May 21, 2007

*This JobNet Orders report provides the number of job openings by occupation and by company. It is a "snapshot" of information for one day in JobNet. Job orders with five (5) or fewer counties only will be retrieved and reported above. Companies listing more than five counties as worksites will not be used for the Snapshot publications.

Source: DWD, UI

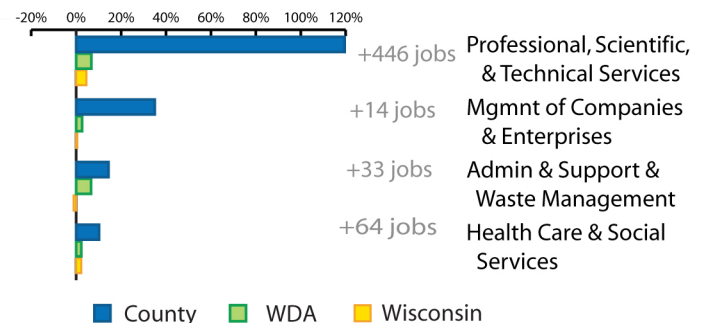
Top Employing Industries in County - 3rd Qtr. 2006



Emp #	Industry (percent)
4,378	Manufacturing (31%)
1,239	Accommodation & Food Services (9%)
1,132	Retail Trade (8%)
886	Professional & Technical Services (6%)
798	Health Care & Social Assistance (6%)
791	Wholesale Trade (6%)
5,032	All Other Industries (35%)

Source: DWD, BWI, QCEW

County Industries w/ Largest Percentage Growth in Employment: 2nd Qtr. 2005 - 2nd Qtr. 2006



Source: U.S. Census Bureau, LED

Nonfarm Employment

	April 2007 Employment	Appleton Metro*		State
		#	%	%
Total Nonfarm	120,700	1,700	1.4 %	1.3 %
Total Private	108,200	1,300	1.2	1.4
Goods Producing	32,400	500	1.6	1.8
Natural Resources and Mining and Construction	8,400	400	5.0	7.8
Manufacturing	24,000	100	0.4	0.4
Private Service Providing	75,800	800	1.1	1.3
Trade	19,000	0	0.0	0.8
Transportation Warehousing and Utilities	3,400	100	3.0	1.3
Financial Activities	7,700	0	0.0	0.8
Educational and Health Services	12,900	0	0.0	0.5
Leisure and Hospitality	11,000	200	1.9	3.3
Information, Professional, Business & other Services	21,800	500	2.3	1.5
Government	12,500	400	3.3	0.5

Source: DWD, BWI, CES & Small County Estimates

*Appleton Metro comprised of Outagamie & Calumet Counties



worknet.wisconsin.gov

An increase/decrease in employment may be the result of code changes that are NOT due to changes in the economic picture, rather the result of changes in the coding structure or corrections to industry and/or geographic codes.