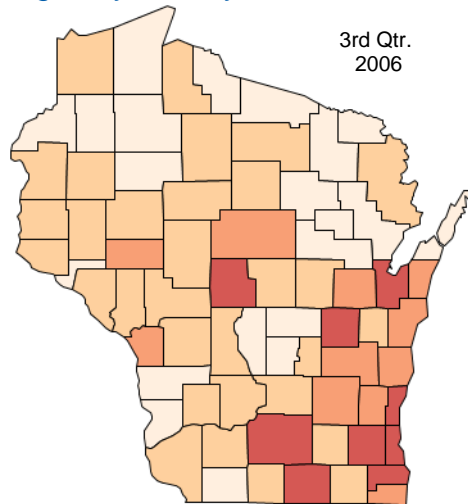



Wisconsin Average Weekly Wages by County



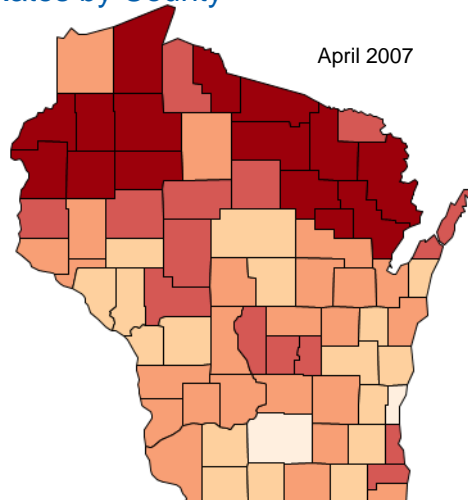
3rd Qtr.
2006

Wisconsin Average Weekly Wage: \$687

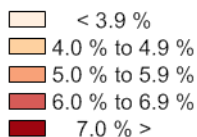


Source:
DWD, BWI, QCEW

Wisconsin Unemployment Rates by County



April 2007



Source:
DWD, BWI, LAUS



Door County Snapshot

Released May 24, 2007

County Employment Overview - 3rd Qtr. 2006

Below are the county's most common occupations based upon their employment. Under each occupation are the industries that, based on statewide employer staffing patterns, (estimated total number of jobs), employ the most people in the occupation. Next to each industry is the largest county employer that may employ people in that occupation. (Note: An * before an employer's name indicates that the employer has multiple locations or is counted in multiple industries but chose not to break out this information.)

1 Retail Salespersons

INDUSTRIES	LARGEST EMPLOYERS IN INDUSTRY	# OF EMPLOYEES
Discount Department Stores	Wal-Mart	100-249
New Car Dealers	Jim Olson Motors Inc	20-49
Home Centers	Lampert Yards Inc	20-49
Men's Clothing Stores	On Deck Clothing Co Inc	20-49
Gift, Novelty, and Souvenir Stores	Tannenbaum Holiday Shop	20-49

2 Cashiers

Discount Department Stores	Wal-Mart	100-249
Supermarkets and Other Grocery Stores	Econo Foods Sturgeon Bay	100-249
Pharmacies and Drug Stores	Bay Pharmacy	50-99
Home Centers	Lampert Yards Inc	20-49
Gasoline Stations w/ Convenience Stores	BP Travel Center	10-19

3 Wait Staff

Hotels (except Casino Hotels) and Motels	Landmark Resort	100-249
Full-Service Restaurants	Al Johnson Swedish Restaurant	50-99
Limited-Service Restaurants	McDonald's	50-99
Golf Courses and Country Clubs	D/B/A Cherry Hills Lodge & Golf	50-99
Drinking Places (Alcoholic Beverages)	Greenwood Supper Club	20-49

4 Bookkeeping, Accounting, & Auditing Clerks

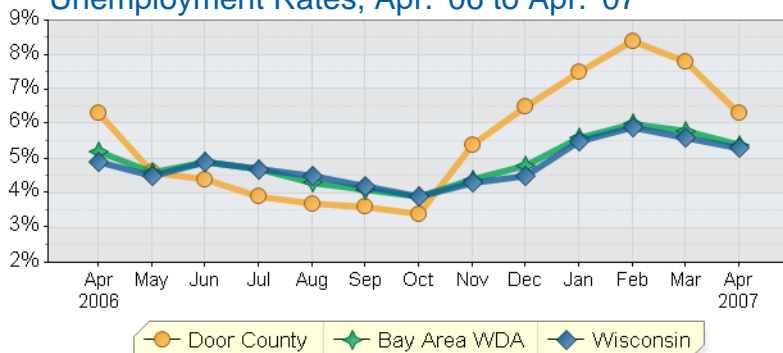
Executive & Legislative Offices Combined	Local Government	250-499
Commercial Banking	Baylake Bank	100-249
New Single-Family Housing Construction	Portside Builders Inc	50-99
Residential Plumbing/HVAC Contractors	Wulf Brothers Inc	50-99
New Car Dealers	Jim Olson Motors Inc	20-49

5 Food Prep & Serving Workers

Supermarkets and Other Grocery Stores	Econo Foods Sturgeon Bay	100-249
Full-Service Restaurants	Al Johnson Swedish Restaurant	50-99
Limited-Service Restaurants	McDonald's	50-99
Caterers	Door County Resorts Mgmt Inc	50-99
Gasoline Stations w/ Convenience Stores	BP Travel Center	10-19

Source: DWD, BWI, QCEW Q3 2006; BWI, EDS Q2 2005; OEA, Short-Term Projections 2005-2007

Unemployment Rates, Apr. '06 to Apr. '07



Unemployment Rates

	Apr. '07	Mar. '07	Apr. '06
Door County	6.3%	7.8%	6.3%
Bay Area WDA**	5.4	5.8	5.2
Wisconsin	5.3	5.6	4.9

Employment

	Apr. '07	Mar. '07	Apr. '06
County Civilian Labor Force	16,260	15,987	15,770
# Employed	15,237	14,738	14,772
# Unemployed	1,023	1,249	998
WDA Civilian Labor Force	344,036	344,490	342,172
# Employed	325,618	324,611	324,379
# Unemployed	18,418	19,879	17,793

Source: DWD, BWI, LAUS

**Bay Area WDA comprised of Florence, Marinette, Oconto, Menominee, Shawano, Brown, Door, Kewaunee, Manitowoc & Sheboygan Counties

Questions? - email worknet@dwd.state.wi.us

Current Active JobNet Orders* - May 21, 2007



1 Occupations with the Most Job Openings based on the worksite

	OCCUPATION	# OF ESTIMATED OPENINGS	EMPLOYERS WITH MOST OPENINGS
COUNTY	Welders	120	Bay Shipbuilding Company; Tradesmen International
	Structural Metal Workers	100	Bay Shipbuilding Company
	Wait Staff	20	C & N Corp; Chaudoir's Dock LLC; C & C Supper Club
WDA	Production Workers	262	Firststaff Staffing Services; Kelly Services, Inc; Custom Staffing Solutions Inc
	Welders	244	Bay Shipbuilding Company; American Business Resource Corp; Marinette Marine Corp
	Production Helpers	235	Bay Valley Foods; Encadria Staffing Solutions; Mod Tech Industries Inc

2 Employers with the Most Job Openings based on the worksite

	EMPLOYER	# OF ESTIMATED OPENINGS	EMPLOYER'S MOST FREQUENT TYPES OF JOB OPENINGS
COUNTY	Bay Shipbuilding Company	219	Welders; Structural Metal Workers; Painters - Construction & Maintenance
	C & N Corp	26	Wait Staff; Restaurant Cooks; Dishwashers
	Door County Memorial Hospital	26	RNs; Occupational Therapists; Nursing Aides, Orderlies, & Attendants
WDA	Bay Shipbuilding Company	219	Welders; Structural Metal Workers; Painters - Construction & Maintenance
	Bay Valley Foods	200	Production Helpers
	Firststaff Staffing Services	146	Production Workers; Welders; Machinists

3 JobNet Summary Statistics

	COUNTY	WDA
Total Job Openings	455	3,810
Employers with Openings	59	696

Unemployment Insurance Benefits

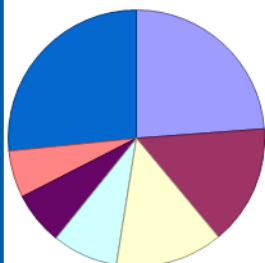
		Apr. '07	Mar. '07	Apr. '06
Initial Claims	County	231	263	177
	WDA	5,711	6,659	5,111
Continued Claims	County	3,422	3,948	3,150
	WDA	46,865	48,113	41,815

Source: Wisconsin's JobNet, May 21, 2007

*This JobNet Orders report provides the number of job openings by occupation and by company. It is a "snapshot" of information for one day in JobNet. Job orders with five (5) or fewer counties only will be retrieved and reported above. Companies listing more than five counties as worksites will not be used for the Snapshot publications.

Source: DWD, UI

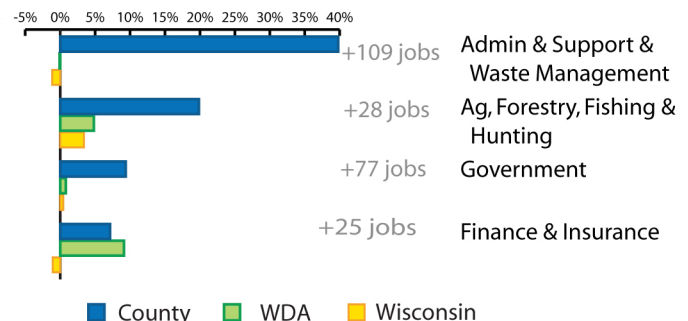
Top Employing Industries in County - 3rd Qtr. 2006



Emp #	Industry (percent)
3,608	Accommodation & Food Services (24%)
2,293	Manufacturing (15%)
2,055	Retail Trade (14%)
1,253	Health Care & Social Assistance (8%)
1,011	Construction (7%)
901	Public Administration (6%)
4,026	All Other Industries (27%)

Source: DWD, BWI, QCEW

County Industries w/ Largest Percentage Growth in Employment: 2nd Qtr. 2005 - 2nd Qtr. 2006



Source: U.S. Census Bureau, LED

Nonfarm Employment

	Door County			State
	April 2007 Employment	Change Since Last Month		%
		#	%	
Total Nonfarm	13,025	565	4.5 %	1.3 %
Total Private	11,291	487	4.5	1.4
Goods Producing	3,178	90	2.9	1.8
Natural Resources and Mining and Construction	878	71	8.8	7.8
Manufacturing	2,300	19	0.8	0.4
Private Service Providing	8,113	397	5.1	1.3
Trade	1,845	64	3.6	0.8
Transportation Warehousing and Utilities	143	8	5.9	1.3
Financial Activities	557	29	5.5	0.8
Educational and Health Services	1,502	7	0.5	0.5
Leisure and Hospitality	2,208	286	14.9	3.3
Information, Professional, Business & other Services	1,858	3	0.2	1.5
Government	1,734	78	4.7	0.5

Source: DWD, BWI, CES & Small County Estimates



worknet.wisconsin.gov

An increase/decrease in employment may be the result of code changes that are NOT due to changes in the economic picture, rather the result of changes in the coding structure or corrections to industry and/or geographic codes.