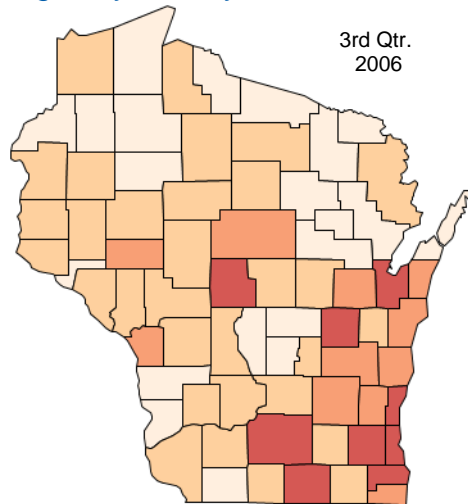



Wisconsin Average Weekly Wages by County



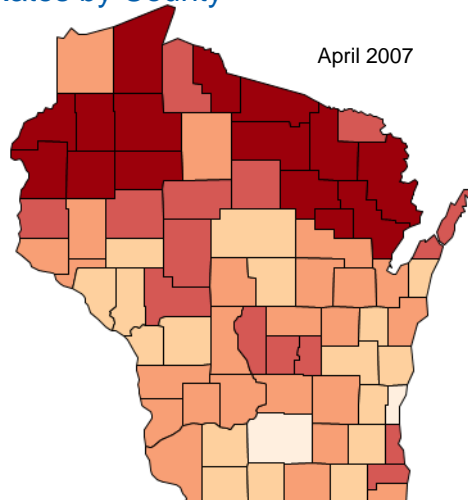
3rd Qtr.
2006

Wisconsin Average Weekly Wage: \$687

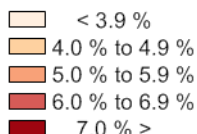


Source:
DWD, BWI, QCEW

Wisconsin Unemployment Rates by County



April 2007



Source:
DWD, BWI, LAUS



Kewaunee County Snapshot

Released May 24, 2007

County Employment Overview - 3rd Qtr. 2006

Below are the county's most common occupations based upon their employment. Under each occupation are the industries that, based on statewide employer staffing patterns, (estimated total number of jobs), employ the most people in the occupation. Next to each industry is the largest county employer that may employ people in that occupation. (Note: An * before an employer's name indicates that the employer has multiple locations or is counted in multiple industries but chose not to break out this information.)

1 Heavy/Tractor-Trailer Truck Drivers

INDUSTRIES	LARGEST EMPLOYERS IN INDUSTRY	# OF EMPLOYEES
Farm Supplies Merchant Wholesalers	Rio Creek Feed Mill Inc	20-49
Other Specialized Trucking, Long-Dist	Schaus Propane Transport Inc	10-19
General Freight Trucking, Local	W N Daul Transfer Lines Inc	10-19
Hardware Stores	Walters of Rio Creek Inc	10-19

2 Retail Salespersons

INDUSTRIES	LARGEST EMPLOYERS IN INDUSTRY	# OF EMPLOYEES
New Car Dealers	Algoma Motors Inc	20-49
All Other General Merchandise Stores	Pamida	20-49
Sporting Goods Stores	Simonar Sports Inc	10-19
Hardware Stores	Walters of Rio Creek Inc	10-19

3 Cashiers

INDUSTRIES	LARGEST EMPLOYERS IN INDUSTRY	# OF EMPLOYEES
Limited-Service Restaurants	McDonald's	50-99
Supermarkets and Other Grocery Stores	Stodola's IGA	20-49
All Other General Merchandise Stores	Pamida	20-49
Pharmacies and Drug Stores	Aurora Pharmacy Inc	10-19
Gasoline Stations w/ Convenience Stores	Street Stations Inc	10-19

4 Customer Service Reps

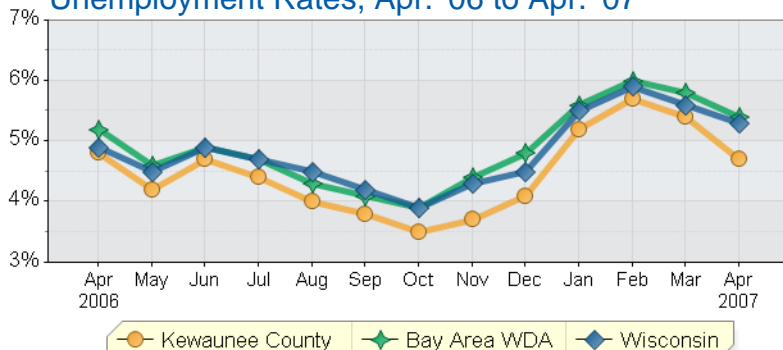
INDUSTRIES	LARGEST EMPLOYERS IN INDUSTRY	# OF EMPLOYEES
Commercial Flexographic Printing	Ws Packaging Group - Promo Edge	500-999
Commercial Banking	Bank of Luxemburg	50-99
Managing Offices	W/S Packaging Group Inc	20-49
Offices of Physicians, ex. Mental Health	Luxemburg Clinic	20-49

5 Food Prep & Serving Workers

INDUSTRIES	LARGEST EMPLOYERS IN INDUSTRY	# OF EMPLOYEES
Limited-Service Restaurants	McDonald's	50-99
Supermarkets and Other Grocery Stores	Stodola's IGA	20-49
Full-Service Restaurants	Village Kitchen	20-49
Gasoline Stations w/ Convenience Stores	Street Stations Inc	10-19

Source: DWD, BWI, QCEW Q3 2006; BWI, EDS Q2 2005; OEA, Short-Term Projections 2005-2007

Unemployment Rates, Apr. '06 to Apr. '07



Unemployment Rates

	Apr. '07	Mar. '07	Apr. '06
Kewaunee County	4.7%	5.4%	4.8%
Green Bay Metro*	5.3	5.5	5.1
Bay Area WDA**	5.4	5.8	5.2
Wisconsin	5.3	5.6	4.9

Employment

	Apr. '07	Mar. '07	Apr. '06
County Civilian Labor Force	11,794	11,876	11,823
# Employed	11,235	11,239	11,259
# Unemployed	559	637	564
WDA Civilian Labor Force	344,036	344,490	342,172
# Employed	325,618	324,611	324,379
# Unemployed	18,418	19,879	17,793

Source: DWD, BWI, LAUS

*Green Bay Metro comprised of Brown, Oconto & Kewaunee Counties
 **Bay Area WDA comprised of Florence, Marinette, Oconto, Menominee, Shawano, Brown, Door, Kewaunee, Manitowoc & Sheboygan Counties

Current Active JobNet Orders* - May 21, 2007



1 Occupations with the Most Job Openings based on the worksite

	OCCUPATION	# OF ESTIMATED OPENINGS	EMPLOYERS WITH MOST OPENINGS
COUNTY	Welders	11	Firststaff Staffing Services; Kewaunee Fabrications LLC
	Construction Laborers	8	Roffers Concrete Construction Inc; Lakeside Systems Inc; Bay Borders
	Mechanical Drafters	6	Firststaff Staffing Services; Technical Employment Services; Argus Technical Services
WDA	Production Workers	262	Firststaff Staffing Services; Kelly Services, Inc; Custom Staffing Solutions Inc
	Welders	244	Bay Shipbuilding Company; American Business Resource Corp; Marinette Marine Corp
	Production Helpers	235	Bay Valley Foods; Encadria Staffing Solutions; Mod Tech Industries Inc

2 Employers with the Most Job Openings based on the worksite

	EMPLOYER	# OF ESTIMATED OPENINGS	EMPLOYER'S MOST FREQUENT TYPES OF JOB OPENINGS
COUNTY	Firststaff Staffing Services	10	Welders; Mechanical Drafters
	Superior Resource Group Inc	7	Mechanical Engineers; Civil Engineers; Electrical Engineers
	Kewaunee Fabrications LLC	6	Welders; Machinists
WDA	Bay Shipbuilding Company	219	Welders; Structural Metal Workers; Painters - Construction & Maintenance
	Bay Valley Foods	200	Production Helpers
	Firststaff Staffing Services	146	Production Workers; Welders; Machinists

3 JobNet Summary Statistics

	COUNTY	WDA
Total Job Openings	70	3,810
Employers with Openings	28	696

Unemployment Insurance Benefits

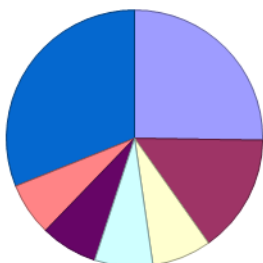
		Apr. '07	Mar. '07	Apr. '06
Initial Claims	County	194	223	209
	WDA	5,711	6,659	5,111
Continued Claims	County	1,343	1,516	1,380
	WDA	46,865	48,113	41,815

Source: Wisconsin's JobNet, May 21, 2007

*This JobNet Orders report provides the number of job openings by occupation and by company. It is a "snapshot" of information for one day in JobNet. Job orders with five (5) or fewer counties only will be retrieved and reported above. Companies listing more than five counties as worksites will not be used for the Snapshot publications.

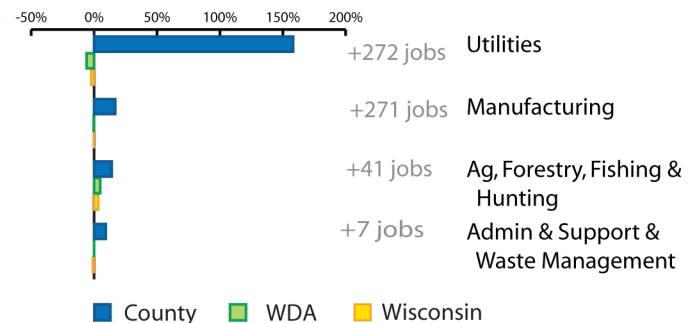
Source: DWD, UI

Top Employing Industries in County - 3rd Qtr. 2006



Emp #	Industry (percent)
2,009	Manufacturing (25%)
1,192	Health Care & Social Assistance (15%)
597	Ag., Forestry, Fishing & Hunting (8%)
584	Retail Trade (7%)
572	Construction (7%)
533	Accommodation & Food Services (7%)
2,474	All Other Industries (31%)

County Industries w/ Largest Percentage Growth in Employment: 2nd Qtr. 2005 - 2nd Qtr. 2006



Source: DWD, BWI, QCEW

Source: U.S. Census Bureau, LED

Nonfarm Employment	Green Bay Metro*		State
	April 2007 Employment	Change Since Last Month	
		#	%
Total Nonfarm	168,300	2,200	1.3 %
Total Private	146,800	1,900	1.3
Goods Producing	37,300	500	1.4
Natural Resources and Mining and Construction	7,700	400	5.5
Manufacturing	29,600	100	0.3
Private Service Providing	109,500	1,400	1.3
Trade	24,000	500	2.1
Transportation Warehousing and Utilities	10,900	-200	-1.8
Financial Activities	12,000	0	0.0
Educational and Health Services	21,900	100	0.5
Leisure and Hospitality	15,800	700	4.6
Information, Professional, Business & other Services	24,900	300	1.2
Government	21,500	300	1.4

Source: DWD, BWI, CES & Small County Estimates

*Green Bay Metro comprised of Brown, Oconto & Kewaunee Counties