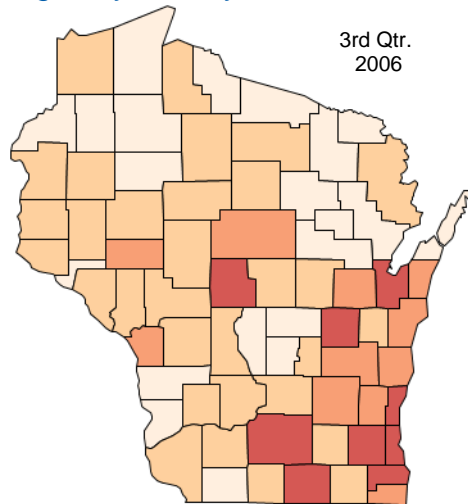



Wisconsin Average Weekly Wages by County



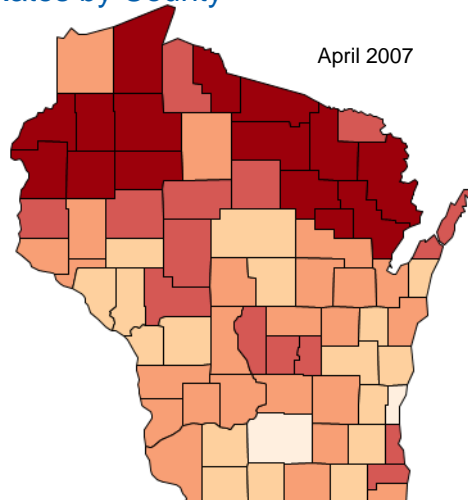
3rd Qtr.
2006

Wisconsin Average Weekly Wage: \$687

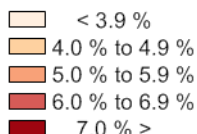


Source:
DWD, BWI, QCEW

Wisconsin Unemployment Rates by County



April 2007



Source:
DWD, BWI, LAUS



Manitowoc County Snapshot

Released May 24, 2007

County Employment Overview - 3rd Qtr. 2006

Below are the county's most common occupations based upon their employment. Under each occupation are the industries that, based on statewide employer staffing patterns, (estimated total number of jobs), employ the most people in the occupation. Next to each industry is the largest county employer that may employ people in that occupation. (Note: An * before an employer's name indicates that the employer has multiple locations or is counted in multiple industries but chose not to break out this information.)

1 Team Assemblers

INDUSTRIES	LARGEST EMPLOYERS IN INDUSTRY	# OF EMPLOYEES
Construction Machinery Manufacturing	Manitowoc Cranes Inc	500-999
Carburetors, Pistons, Rings, and Valves	Federal-Mogul Powertrain Sys	500-999
AC, Refrigeration, & Forced Air Heating	Manitowoc Ice, Inc	250-499
Fluid Power Valves and Hose Fittings	Parker Hannifin Corp	250-499
All Other Plastics Product Manufacturing	Kaysun Corp	100-249

2 Retail Salespersons

Discount Department Stores	Wal-Mart	250-499
Warehouse Clubs and Supercenters	Farm & Fleet	100-249
Home Centers	Menards	100-249
New Car Dealers	*Pietroske Inc	50-99
Hobby, Toy, and Game Stores	Hobby Lobby	20-49

3 Cashiers

Discount Department Stores	Wal-Mart	250-499
Supermarkets and Other Grocery Stores	Copps	100-249
Gasoline Stations w/ Convenience Stores	Kwik Trip	100-249
Warehouse Clubs and Supercenters	Farm & Fleet	100-249
Home Centers	Menards	100-249

4 Food Prep & Serving Workers

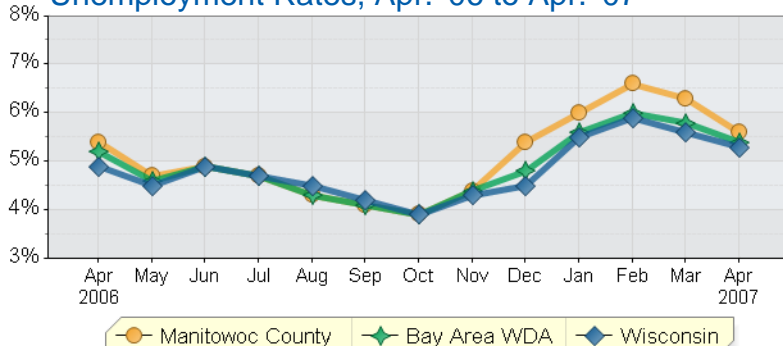
Supermarkets and Other Grocery Stores	Copps	100-249
Gasoline Stations w/ Convenience Stores	Kwik Trip	100-249
Limited-Service Restaurants	McDonald's	100-249
Full-Service Restaurants	Applebee's/Pizza Hut/Dos Banditos	50-99

5 Wait Staff

Hotels (except Casino Hotels) and Motels	Fox Hills Resort & County Club	100-249
Limited-Service Restaurants	McDonald's	100-249
Full-Service Restaurants	Applebee's/Pizza Hut/Dos Banditos	50-99
Drinking Places (Alcoholic Beverages)	Desert Jacks	50-99
Golf Courses and Country Clubs	Branch River Country Club Inc	50-99

Source: DWD, BWI, QCEW Q3 2006; BWI, EDS Q2 2005; OEA, Short-Term Projections 2005-2007

Unemployment Rates, Apr. '06 to Apr. '07



Unemployment Rates

	Apr. '07	Mar. '07	Apr. '06
Manitowoc County	5.6%	6.3%	5.4%
Bay Area WDA**	5.4	5.8	5.2
Wisconsin	5.3	5.6	4.9

Employment

	Apr. '07	Mar. '07	Apr. '06
County Civilian Labor Force	45,801	45,780	45,203
# Employed	43,251	42,886	42,772
# Unemployed	2,550	2,894	2,431
WDA Civilian Labor Force	344,036	344,490	342,172
# Employed	325,618	324,611	324,379
# Unemployed	18,418	19,879	17,793

Source: DWD, BWI, LAUS

**Bay Area WDA comprised of Florence, Marinette, Oconto, Menominee, Shawano, Brown, Door, Kewaunee, Manitowoc & Sheboygan Counties

Questions? - email worknet@dwd.state.wi.us

Current Active JobNet Orders* - May 21, 2007



1 Occupations with the Most Job Openings based on the worksite

	OCCUPATION	# OF ESTIMATED OPENINGS	EMPLOYERS WITH MOST OPENINGS
COUNTY	Production Workers	41	Lakeside Foods Inc - Manitowoc; Kelly Services; IQ Industrial Staffing
	Welders	40	ABR Employment Services; Manitowoc Crane Group; Tower Tech Systems Inc.
	Team Assemblers	21	Aerotek; Manitowoc Crane Group
WDA	Production Workers	262	Firststaff Staffing Services; Kelly Services, Inc; Custom Staffing Solutions Inc
	Welders	244	Bay Shipbuilding Company; American Business Resource Corp; Marinette Marine Corp
	Production Helpers	235	Bay Valley Foods; Encadria Staffing Solutions; Mod Tech Industries Inc

2 Employers with the Most Job Openings based on the worksite

	EMPLOYER	# OF ESTIMATED OPENINGS	EMPLOYER'S MOST FREQUENT TYPES OF JOB OPENINGS
COUNTY	Manitowoc Crane Group	25	Welders; Team Assemblers; Inspectors, Sorters, & Weighers
	ABR Employment Services	25	Welders; Inspectors, Sorters, & Weighers; Hand Packers/Packagers
	Lakeside Foods Inc - Manitowoc	20	Production Workers
WDA	Bay Shipbuilding Company	219	Welders; Structural Metal Workers; Painters - Construction & Maintenance
	Bay Valley Foods	200	Production Helpers
	Firststaff Staffing Services	146	Production Workers; Welders; Machinists

3 JobNet Summary Statistics

	COUNTY	WDA
Total Job Openings	365	3,810
Employers with Openings	106	696

Unemployment Insurance Benefits

		Apr. '07	Mar. '07	Apr. '06
Initial Claims	County	841	962	758
	WDA	5,711	6,659	5,111
Continued Claims	County	7,077	7,522	5,938
	WDA	46,865	48,113	41,815

Source: Wisconsin's JobNet, May 21, 2007

*This JobNet Orders report provides the number of job openings by occupation and by company. It is a "snapshot" of information for one day in JobNet. Job orders with five (5) or fewer counties only will be retrieved and reported above. Companies listing more than five counties as worksites will not be used for the Snapshot publications.

Source: DWD, UI

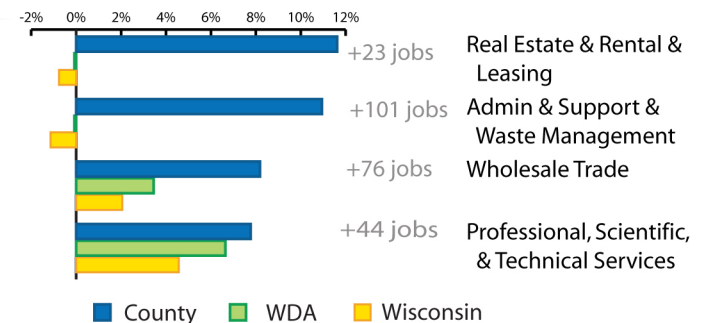
Top Employing Industries in County - 3rd Qtr. 2006



Emp #	Industry (percent)
11,376	Manufacturing (32%)
4,224	Health Care & Social Assistance (12%)
3,608	Retail Trade (10%)
2,891	Accommodation & Food Services (8%)
1,788	Educational Services (5%)
1,712	Public Administration (5%)
9,434	All Other Industries (27%)

Source: DWD, BWI, QCEW

County Industries w/ Largest Percentage Growth in Employment: 2nd Qtr. 2005 - 2nd Qtr. 2006



Source: U.S. Census Bureau, LED

Nonfarm Employment

	April 2007 Employment	Manitowoc County		State
		Change Since Last Month		
		#	%	%
Total Nonfarm	36,974	537	1.5 %	1.3 %
Total Private	32,450	527	1.7	1.4
Goods Producing	12,753	234	1.9	1.8
Natural Resources and Mining and Construction	1,362	122	9.8	7.8
Manufacturing	11,391	112	1.0	0.4
Private Service Providing	19,697	293	1.5	1.3
Trade	4,305	44	1.0	0.8
Transportation Warehousing and Utilities	1,659	54	3.4	1.3
Financial Activities	1,079	0	0.0	0.8
Educational and Health Services	4,884	12	0.2	0.5
Leisure and Hospitality	3,109	89	2.9	3.3
Information, Professional, Business & other Services	4,661	94	2.1	1.5
Government	4,524	10	0.2	0.5

Source: DWD, BWI, CES & Small County Estimates