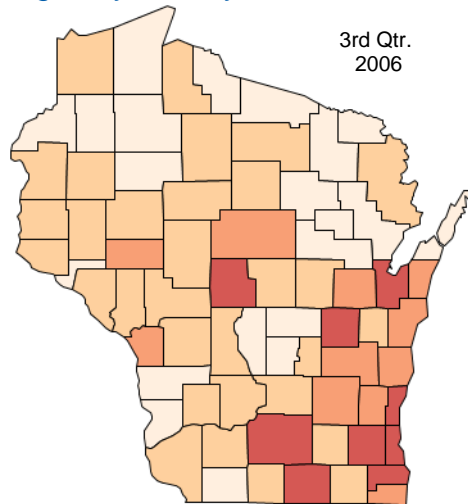



Wisconsin Average Weekly Wages by County



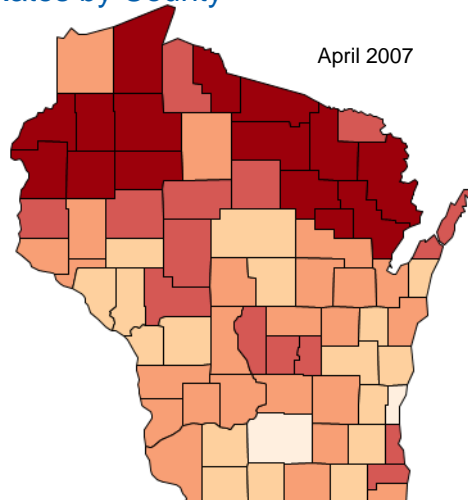
3rd Qtr.
2006

Wisconsin Average Weekly Wage: \$687

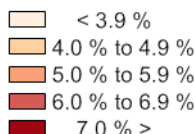


Source:
DWD, BWI, QCEW

Wisconsin Unemployment Rates by County



April 2007



Source:
DWD, BWI, LAUS



Oconto County Snapshot

Released May 24, 2007

County Employment Overview - 3rd Qtr. 2006

Below are the county's most common occupations based upon their employment. Under each occupation are the industries that, based on statewide employer staffing patterns, (estimated total number of jobs), employ the most people in the occupation. Next to each industry is the largest county employer that may employ people in that occupation. (Note: An * before an employer's name indicates that the employer has multiple locations or is counted in multiple industries but chose not to break out this information.)

1 Heavy/Tractor-Trailer Truck Drivers

INDUSTRIES	LARGEST EMPLOYERS IN INDUSTRY	# OF EMPLOYEES
General Freight Trucking, Long-Dist TL	McDermid Transportation Inc	20-49
Masonry Material Merchant Wholesalers	*Home Acres Building Supply Co	20-49
Other Building Material Dealers	Pintsch's Hardware Inc	20-49
Farm Supplies Merchant Wholesalers	Bay Lakes Companies	20-49
Ready-Mix Concrete Manufacturing	Verrette Materials Inc	20-49

2 Retail Salespersons

New Car Dealers	Chrysler World Inc	20-49
Other Building Material Dealers	Pintsch's Hardware Inc	20-49
All Other General Merchandise Stores	Pamida	20-49
Sporting Goods Stores	Auto Parts-Power Sports Inc	10-19

3 Cashiers

Supermarkets and Other Grocery Stores	Thompson Foods Inc	50-99
Limited-Service Restaurants	Arby's	20-49
Other Building Material Dealers	Pintsch's Hardware Inc	20-49
Gasoline Stations w/ Convenience Stores	Krist Oil Co Inc	20-49
All Other General Merchandise Stores	Pamida	20-49

4 Customer Service Reps

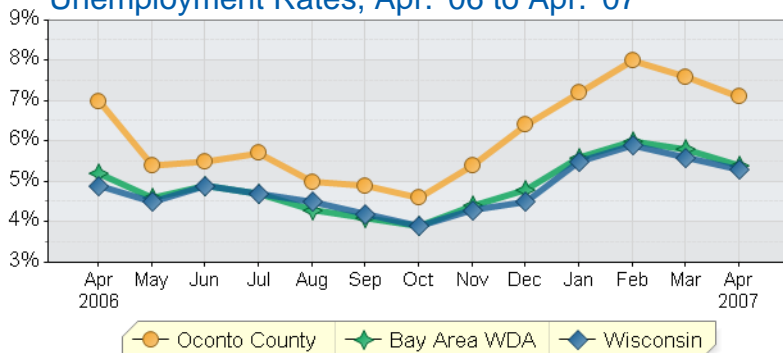
Commercial Screen Printing	Graphic Management Specialty	50-99
Commercial Banking	*Community Bank Financial	20-49
Offices of Physicians, ex. Mental Health	Nicolet Medical & Dental Clinic	20-49
Wired Telecommunications Carriers	Bayland Telephone Inc	10-19
Insurance Agencies and Brokerages	Butlerandco.Com,Inc	10-19

5 Food Prep & Serving Workers

Supermarkets and Other Grocery Stores	Thompson Foods Inc	50-99
Full-Service Restaurants	Wayne's Family Restaurant	20-49
Limited-Service Restaurants	Arby's	20-49
Gasoline Stations w/ Convenience Stores	Krist Oil Co Inc	20-49

Source: DWD, BWI, QCEW Q3 2006; BWI, EDS Q2 2005; OEA, Short-Term Projections 2005-2007

Unemployment Rates, Apr. '06 to Apr. '07



Unemployment Rates

	Apr. '07	Mar. '07	Apr. '06
Oconto County	7.1%	7.6%	7.0%
Green Bay Metro*	5.3	5.5	5.1
Bay Area WDA**	5.4	5.8	5.2
Wisconsin	5.3	5.6	4.9

Employment

	Apr. '07	Mar. '07	Apr. '06
County Civilian Labor Force	20,451	20,566	20,469
# Employed	19,002	19,010	19,043
# Unemployed	1,449	1,556	1,426
WDA Civilian Labor Force	344,036	344,490	342,172
# Employed	325,618	324,611	324,379
# Unemployed	18,418	19,879	17,793

Source: DWD, BWI, LAUS

*Green Bay Metro comprised of Brown, Oconto & Kewaunee Counties
 **Bay Area WDA comprised of Florence, Marinette, Oconto, Menominee, Shawano, Brown, Door, Kewaunee, Manitowoc & Sheboygan Counties

Current Active JobNet Orders* - May 21, 2007



1 Occupations with the Most Job Openings based on the worksite

	OCCUPATION	# OF ESTIMATED OPENINGS	EMPLOYERS WITH MOST OPENINGS
COUNTY	Hand Grinding & Polishing Workers	20	Oconto Metal Finishing Inc
	Hand Material Movers	8	Hirelogic, LLC
	Helpers--Carpenters	7	Diversified Woodcrafts Inc; R Veaser Construction Inc
WDA	Production Workers	262	Firststaff Staffing Services; Kelly Services, Inc; Custom Staffing Solutions Inc
	Welders	244	Bay Shipbuilding Company; American Business Resource Corp; Marinette Marine Corp
	Production Helpers	235	Bay Valley Foods; Encadria Staffing Solutions; Mod Tech Industries Inc

2 Employers with the Most Job Openings based on the worksite

	EMPLOYER	# OF ESTIMATED OPENINGS	EMPLOYER'S MOST FREQUENT TYPES OF JOB OPENINGS
COUNTY	Oconto Metal Finishing Inc	20	Hand Grinding & Polishing Workers
	Hirelogic, LLC	11	Hand Material Movers; Office Clerks; Customer Service Reps
	Diversified Woodcrafts Inc	9	Helpers--Carpenters; IT-Controlled Machine Tool Ops; Mgrs of Production & Ops
WDA	Bay Shipbuilding Company	219	Welders; Structural Metal Workers; Painters - Construction & Maintenance
	Bay Valley Foods	200	Production Helpers
	Firststaff Staffing Services	146	Production Workers; Welders; Machinists

3 JobNet Summary Statistics

	COUNTY	WDA
Total Job Openings	96	3,810
Employers with Openings	27	696

Unemployment Insurance Benefits

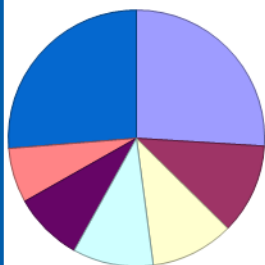
		Apr. '07	Mar. '07	Apr. '06
Initial Claims	County	409	521	376
	WDA	5,711	6,659	5,111
Continued Claims	County	3,521	3,647	3,317
	WDA	46,865	48,113	41,815

Source: Wisconsin's JobNet, May 21, 2007

*This JobNet Orders report provides the number of job openings by occupation and by company. It is a "snapshot" of information for one day in JobNet. Job orders with five (5) or fewer counties only will be retrieved and reported above. Companies listing more than five counties as worksites will not be used for the Snapshot publications.

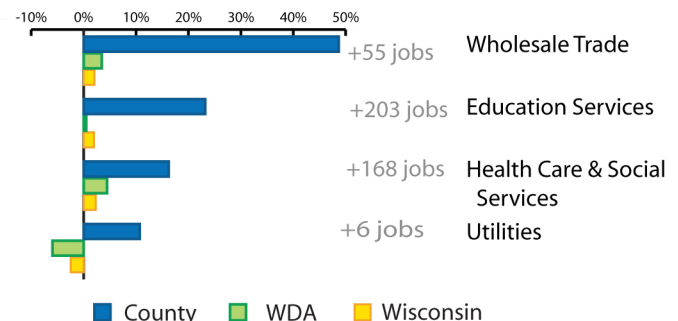
Source: DWD, UI

Top Employing Industries in County - 3rd Qtr. 2006



Emp #	Industry (percent)
2,443	Manufacturing (26%)
1,074	Health Care & Social Assistance (11%)
988	Retail Trade (11%)
957	Accommodation & Food Services (10%)
823	Public Administration (9%)
650	Construction (7%)
2,471	All Other Industries (26%)

County Industries w/ Largest Percentage Growth in Employment: 2nd Qtr. 2005 - 2nd Qtr. 2006



Source: DWD, BWI, QCEW

Source: U.S. Census Bureau, LED

Nonfarm Employment	Green Bay Metro*			State
	April 2007 Employment	Change Since Last Month		
		#	%	%
Total Nonfarm	168,300	2,200	1.3 %	1.3 %
Total Private	146,800	1,900	1.3	1.4
Goods Producing	37,300	500	1.4	1.8
Natural Resources and Mining and Construction	7,700	400	5.5	7.8
Manufacturing	29,600	100	0.3	0.4
Private Service Providing	109,500	1,400	1.3	1.3
Trade	24,000	500	2.1	0.8
Transportation Warehousing and Utilities	10,900	-200	-1.8	1.3
Financial Activities	12,000	0	0.0	0.8
Educational and Health Services	21,900	100	0.5	0.5
Leisure and Hospitality	15,800	700	4.6	3.3
Information, Professional, Business & other Services	24,900	300	1.2	1.5
Government	21,500	300	1.4	0.5

Source: DWD, BWI, CES & Small County Estimates

*Green Bay Metro comprised of Brown, Oconto & Kewaunee Counties



worknet.wisconsin.gov

An increase/decrease in employment may be the result of code changes that are NOT due to changes in the economic picture, rather the result of changes in the coding structure or corrections to industry and/or geographic codes.