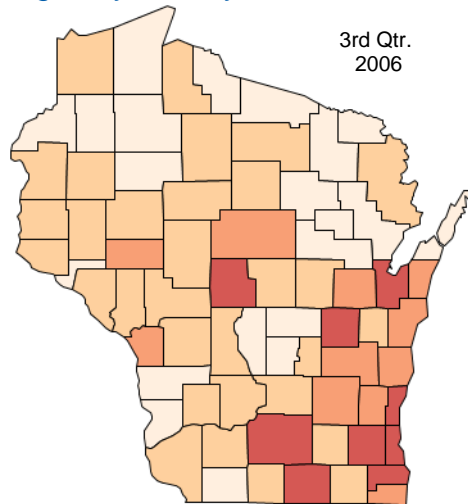



## Wisconsin Average Weekly Wages by County



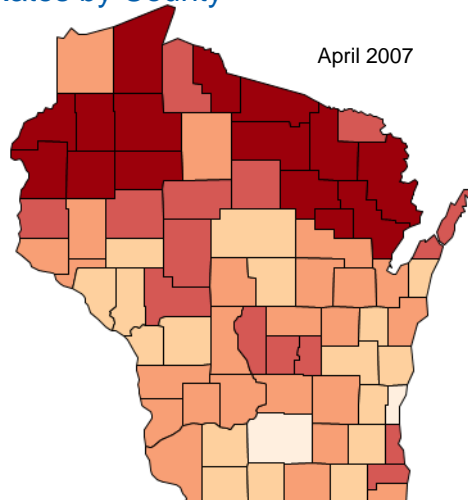
3rd Qtr.  
2006

Wisconsin Average Weekly Wage: \$687

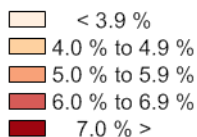


Source:  
DWD, BWI, QCEW

## Wisconsin Unemployment Rates by County



April 2007



Source:  
DWD, BWI, LAUS



# Outagamie

## County Snapshot

Released May 24, 2007

### County Employment Overview - 3rd Qtr. 2006

Below are the county's most common occupations based upon their employment. Under each occupation are the industries that, based on statewide employer staffing patterns, (estimated total number of jobs), employ the most people in the occupation. Next to each industry is the largest county employer that may employ people in that occupation. (Note: An \* before an employer's name indicates that the employer has multiple locations or is counted in multiple industries but chose not to break out this information.)

#### 1 Retail Salespersons

| INDUSTRIES                            | LARGEST EMPLOYERS IN INDUSTRY | # OF EMPLOYEES |
|---------------------------------------|-------------------------------|----------------|
| Discount Department Stores            | Wal-Mart                      | 500-999        |
| Warehouse Clubs and Supercenters      | Wal-Mart                      | 500-999        |
| Office Supplies and Stationery Stores | School Specialty Inc          | 250-499        |
| Home Centers                          | Menards                       | 250-499        |
| Radio, TV & Other Electronics Stores  | Best Buy                      | 100-249        |

#### 2 Food Prep & Serving Workers

|   |                     |         |
|---|---------------------|---------|
| Limited-Service Restaurants             | McDonald's          | 250-499 |
| Supermarkets and Other Grocery Stores   | Copps               | 250-499 |
| Full-Service Restaurants                | *Buffalo Wild Wings | 250-499 |
| Gasoline Stations w/ Convenience Stores | Kwik Trip           | 100-249 |
| Caterers                                | Grand Meridian Inc  | 50-99   |

#### 3 Cashiers

|                                       |           |         |
|---------------------------------------|-----------|---------|
| Discount Department Stores            | Wal-Mart  | 500-999 |
| Warehouse Clubs and Supercenters      | Wal-Mart  | 500-999 |
| Supermarkets and Other Grocery Stores | Copps     | 250-499 |
| Home Centers                          | Menards   | 250-499 |
| Pharmacies and Drug Stores            | Walgreens | 100-249 |

#### 4 Wait Staff

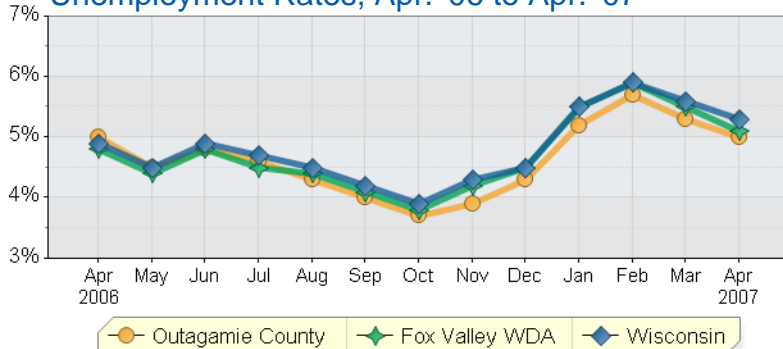
|  |                                  |         |
|--|----------------------------------|---------|
| Limited-Service Restaurants              | McDonald's                       | 250-499 |
| Hotels (except Casino Hotels) and Motels | Radisson Paper Valley Hotel      | 250-499 |
| Full-Service Restaurants                 | *Buffalo Wild Wings              | 250-499 |
| Golf Courses and Country Clubs           | Butte Des Morts Country Club Inc | 100-249 |
| Drinking Places (Alcoholic Beverages)    | Doxbee's Banquet & Buffet        | 50-99   |

#### 5 Hand Material Movers

|  |                  |         |
|--|------------------|---------|
| Executive & Legislative Offices Combined | Local Government | 1,000+  |
| Temporary Help Services                  | *Nurses PRN      | 500-999 |
| Discount Department Stores               | Wal-Mart         | 500-999 |
| Supermarkets and Other Grocery Stores    | Copps            | 250-499 |
| General Warehousing and Storage          | Mills Supply Inc | 100-249 |

Source: DWD, BWI, QCEW Q3 2006; BWI, EDS Q2 2005; OEA, Short-Term Projections 2005-2007

### Unemployment Rates, Apr. '06 to Apr. '07



### Unemployment Rates

|                  | Apr. '07 | Mar. '07 | Apr. '06 |
|------------------|----------|----------|----------|
| Outagamie County | 5.0%     | 5.3%     | 5.0%     |
| Appleton Metro*  | 4.9      | 5.3      | 4.8      |
| Fox Valley WDA** | 5.1      | 5.5      | 4.8      |
| Wisconsin        | 5.3      | 5.6      | 4.9      |

### Employment

|                             | Apr. '07 | Mar. '07 | Apr. '06 |
|-----------------------------|----------|----------|----------|
| County Civilian Labor Force | 96,671   | 97,086   | 95,186   |
| # Employed                  | 91,853   | 91,903   | 90,471   |
| # Unemployed                | 4,818    | 5,183    | 4,715    |
| WDA Civilian Labor Force    | 321,844  | 323,293  | 319,921  |
| # Employed                  | 305,501  | 305,420  | 304,473  |
| # Unemployed                | 16,343   | 17,873   | 15,448   |

Source: DWD, BWI, LAUS

\*Appleton Metro comprised of Outagamie & Calumet Counties  
 \*\*Fox Valley WDA comprised of Waupaca, Outagamie, Waushara, Calumet, Winnebago, Green Lake & Fond du Lac Counties

# Current Active JobNet Orders\* - May 21, 2007



## 1 Occupations with the Most Job Openings based on the worksite

|        | OCCUPATION                        | # OF ESTIMATED OPENINGS | EMPLOYERS WITH MOST OPENINGS   |
|--------|-----------------------------------|-------------------------|--|
| COUNTY | Production Helpers                | 123                     | Kelly Services Inc; Perfecseal New London; Aerotek Commercial Staffing               |
|        | Telemarketers                     | 81                      | ABR Employment Services; West Business Services; Landmark Staffing Resources Inc     |
|        | Janitors & Cleaners, except Maids | 69                      | Building Services Group Inc; Around The Clock Cleaning LLC; Jack's Maint Service Inc |
| WDA    | Production Helpers                | 194                     | Kelly Services Inc; IQ Industrial Staffing; Aerotek Commercial Staffing              |
|        | Production Workers                | 150                     | Adecco; Firststaff Staffing Services; Quality Packaging Inc                          |
|        | Telemarketers                     | 110                     | Strategic Fundraising; ABR Employment Services; West Business Services               |

## 2 Employers with the Most Job Openings based on the worksite

|        | EMPLOYER                     | # OF ESTIMATED OPENINGS | EMPLOYER'S MOST FREQUENT TYPES OF JOB OPENINGS                                      |
|--------|------------------------------|-------------------------|---|
| COUNTY | Kelly Services Inc           | 100                     | Production Helpers  |
|        | Firststaff Staffing Services | 95                      | Production Workers; Team Assemblers; Electromechanical Equipment Assemblers         |
|        | Uno Chicago Grill            | 90                      | Wait Staff; Restaurant Cooks; Food Prep & Serving Workers                           |
| WDA    | Oshkosh Truck Corp           | 134                     | Production/Planning/Expediting Clerks; Assemblers/Fabricators; Mechanical Engineers |
|        | Kelly Services, Inc          | 115                     | Production Helpers; Production Workers  |
|        | Firststaff Staffing Services | 97                      | Production Workers; Team Assemblers; Electromechanical Equipment Assemblers         |

## 3 JobNet Summary Statistics

|                         | COUNTY | WDA   |
|-------------------------|--------|-------|
| Total Job Openings      | 1,353  | 3,598 |
| Employers with Openings | 173    | 614   |

## Unemployment Insurance Benefits

|                  |        | Apr. '07 | Mar. '07 | Apr. '06 |
|------------------|--------|----------|----------|----------|
| Initial Claims   | County | 1,905    | 2,088    | 1,742    |
|                  | WDA    | 6,751    | 6,662    | 5,069    |
| Continued Claims | County | 13,022   | 12,811   | 11,630   |
|                  | WDA    | 42,347   | 42,297   | 35,183   |

Source: Wisconsin's JobNet, May 21, 2007

\*This JobNet Orders report provides the number of job openings by occupation and by company. It is a "snapshot" of information for one day in JobNet. Job orders with five (5) or fewer counties only will be retrieved and reported above. Companies listing more than five counties as worksites will not be used for the Snapshot publications.

Source: DWD, UI

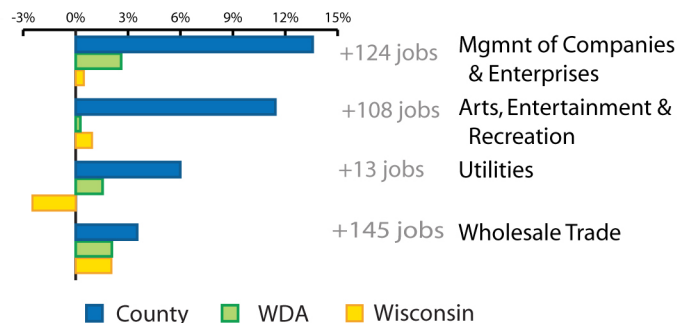
## Top Employing Industries in County - 3rd Qtr. 2006



| Emp #  | Industry (percent)                    |
|--------|---------------------------------------|
| 19,413 | Manufacturing (19%)                   |
| 13,466 | Retail Trade (13%)                    |
| 9,982  | Health Care & Social Assistance (10%) |
| 8,680  | Construction (8%)                     |
| 8,478  | Accommodation & Food Services (8%)    |
| 6,808  | Administrative & Waste Services (7%)  |
| 35,604 | All Other Industries (35%)            |

Source: DWD, BWI, QCEW

## County Industries w/ Largest Percentage Growth in Employment: 2nd Qtr. 2005 - 2nd Qtr. 2006



Source: U.S. Census Bureau, LED

## Nonfarm Employment

|  | April 2007 Employment | Appleton Metro* |       | State |
|--|-----------------------|-----------------|-------|-------|
|  |                       | #               | %     | %     |
| Total Nonfarm  | 120,700               | 1,700           | 1.4 % | 1.3 % |
| Total Private  | 108,200               | 1,300           | 1.2   | 1.4   |
| Goods Producing                                      | 32,400                | 500             | 1.6   | 1.8   |
| Natural Resources and Mining and Construction        | 8,400                 | 400             | 5.0   | 7.8   |
| Manufacturing  | 24,000                | 100             | 0.4   | 0.4   |
| Private Service Providing                            | 75,800                | 800             | 1.1   | 1.3   |
| Trade  | 19,000                | 0               | 0.0   | 0.8   |
| Transportation Warehousing and Utilities             | 3,400                 | 100             | 3.0   | 1.3   |
| Financial Activities                                 | 7,700                 | 0               | 0.0   | 0.8   |
| Educational and Health Services                      | 12,900                | 0               | 0.0   | 0.5   |
| Leisure and Hospitality                              | 11,000                | 200             | 1.9   | 3.3   |
| Information, Professional, Business & other Services | 21,800                | 500             | 2.3   | 1.5   |
| Government   | 12,500                | 400             | 3.3   | 0.5   |

Source: DWD, BWI, CES & Small County Estimates

\*Appleton Metro comprised of Outagamie & Calumet Counties



worknet.wisconsin.gov

An increase/decrease in employment may be the result of code changes that are NOT due to changes in the economic picture, rather the result of changes in the coding structure or corrections to industry and/or geographic codes.