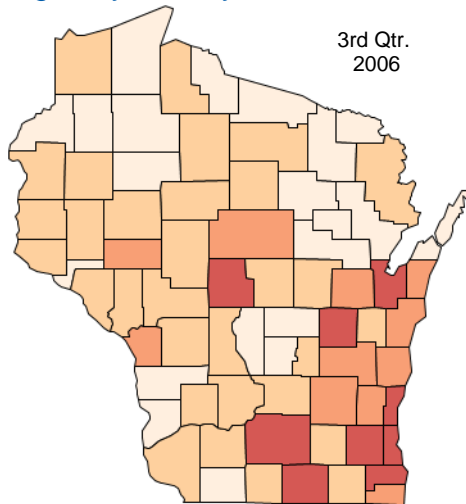



Wisconsin Average Weekly Wages by County



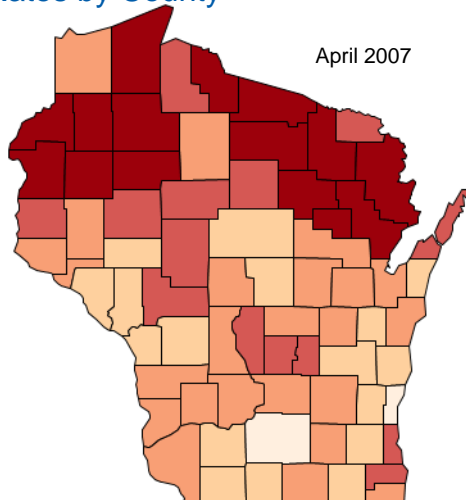
3rd Qtr.
2006

Wisconsin Average Weekly Wage: \$687

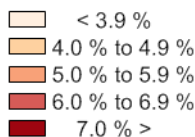


Source:
DWD, BWI, QCEW

Wisconsin Unemployment Rates by County



April 2007



Source:
DWD, BWI, LAUS



Shawano County Snapshot

Released May 24, 2007

County Employment Overview - 3rd Qtr. 2006

Below are the county's most common occupations based upon their employment. Under each occupation are the industries that, based on statewide employer staffing patterns, (estimated total number of jobs), employ the most people in the occupation. Next to each industry is the largest county employer that may employ people in that occupation. (Note: An * before an employer's name indicates that the employer has multiple locations or is counted in multiple industries but chose not to break out this information.)

1 Cashiers

INDUSTRIES	LARGEST EMPLOYERS IN INDUSTRY	# OF EMPLOYEES
Discount Department Stores	Wal-Mart	250-499
Supermarkets and Other Grocery Stores	Pick 'N Save	100-249
Limited-Service Restaurants	Yesterday's Diner	50-99
Paint and Wallpaper Stores	Dearco Distributors Inc	20-49
Pharmacies and Drug Stores	Dreier Pharmacy & Gift Shoppe Inc	20-49

2 Retail Salespersons

Discount Department Stores	Wal-Mart	250-499
Paint and Wallpaper Stores	Dearco Distributors Inc	20-49
All Other General Merchandise Stores	JCPenney	20-49
New Car Dealers	Shawano Auto Sales Inc	20-49
Manufactured (Mobile) Home Dealers	North Country Mobile Homes	10-19

3 Hand Material Movers

Executive & Legislative Offices Combined	Local Government	500-999
Wood Window and Door Manufacturing	Owens Forest Products Co	250-499
Discount Department Stores	Wal-Mart	250-499
General Line Grocery Merchant Whsle	County Market	100-249
Supermarkets and Other Grocery Stores	Pick 'N Save	100-249

4 Food Prep & Serving Workers

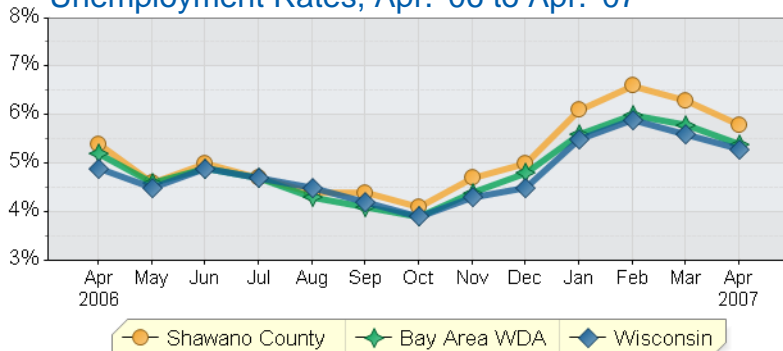
Supermarkets and Other Grocery Stores	Pick 'N Save	100-249
Limited-Service Restaurants	Yesterday's Diner	50-99
Full-Service Restaurants	Perkins Family Restaurant	50-99
Gasoline Stations w/ Convenience Stores	Little Star Convenience Store	20-49
Caterers	North Country Catering	20-49

5 Wait Staff

Limited-Service Restaurants	Yesterday's Diner	50-99
Bowling Centers	Chet & Emils Inc	50-99
Full-Service Restaurants	Perkins Family Restaurant	50-99
Drinking Places (Alcoholic Beverages)	The Woodland Inc of Gresham	20-49
Hotels (except Casino Hotels) and Motels	AmericInn	20-49

Source: DWD, BWI, QCEW Q3 2006; BWI, EDS Q2 2005; OEA, Short-Term Projections 2005-2007

Unemployment Rates, Apr. '06 to Apr. '07



Unemployment Rates

	Apr. '07	Mar. '07	Apr. '06
Shawano County	5.8%	6.3%	5.4%
Bay Area WDA**	5.4	5.8	5.2
Wisconsin	5.3	5.6	4.9

Employment

	Apr. '07	Mar. '07	Apr. '06
County Civilian Labor Force	23,148	23,036	22,725
# Employed	21,798	21,592	21,488
# Unemployed	1,350	1,444	1,237
WDA Civilian Labor Force	344,036	344,490	342,172
# Employed	325,618	324,611	324,379
# Unemployed	18,418	19,879	17,793

Source: DWD, BWI, LAUS

**Bay Area WDA comprised of Florence, Marinette, Oconto, Menominee, Shawano, Brown, Door, Kewaunee, Manitowoc & Sheboygan Counties

Questions? - email worknet@dwd.state.wi.us

Current Active JobNet Orders* - May 21, 2007



1 Occupations with the Most Job Openings based on the worksite

	OCCUPATION	# OF ESTIMATED OPENINGS	EMPLOYERS WITH MOST OPENINGS
COUNTY	Foundry Mold & Coremakers	30	Aarrowcast Inc
	Production Helpers	10	Mod Tech Industries Inc
	Restaurant Cooks	6	Farm Inn' On Main
WDA	Production Workers	262	Firststaff Staffing Services; Kelly Services, Inc; Custom Staffing Solutions Inc
	Welders	244	Bay Shipbuilding Company; American Business Resource Corp; Marinette Marine Corp
	Production Helpers	235	Bay Valley Foods; Encadria Staffing Solutions; Mod Tech Industries Inc

2 Employers with the Most Job Openings based on the worksite

	EMPLOYER	# OF ESTIMATED OPENINGS	EMPLOYER'S MOST FREQUENT TYPES OF JOB OPENINGS
COUNTY	Aarrowcast Inc	32	Foundry Mold & Coremakers; Welders; Electricians
	Mod Tech Industries Inc	10	Production Helpers
	Advanced Home Technologies Inc.	7	Whsle & Mfg Sales Rep; First-Line Supervisors/Managers of Mechanics, Inst
WDA	Bay Shipbuilding Company	219	Welders; Structural Metal Workers; Painters - Construction & Maintenance
	Bay Valley Foods	200	Production Helpers
	Firststaff Staffing Services	146	Production Workers; Welders; Machinists

3 JobNet Summary Statistics

	COUNTY	WDA
Total Job Openings	106	3,810
Employers with Openings	33	696

Unemployment Insurance Benefits

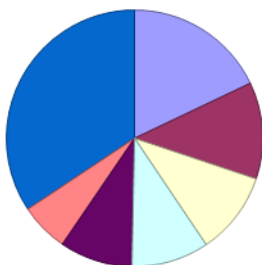
		Apr. '07	Mar. '07	Apr. '06
Initial Claims	County	410	497	382
	WDA	5,711	6,659	5,111
Continued Claims	County	3,143	3,163	2,941
	WDA	46,865	48,113	41,815

Source: Wisconsin's JobNet, May 21, 2007

*This JobNet Orders report provides the number of job openings by occupation and by company. It is a "snapshot" of information for one day in JobNet. Job orders with five (5) or fewer counties only will be retrieved and reported above. Companies listing more than five counties as worksites will not be used for the Snapshot publications.

Source: DWD, UI

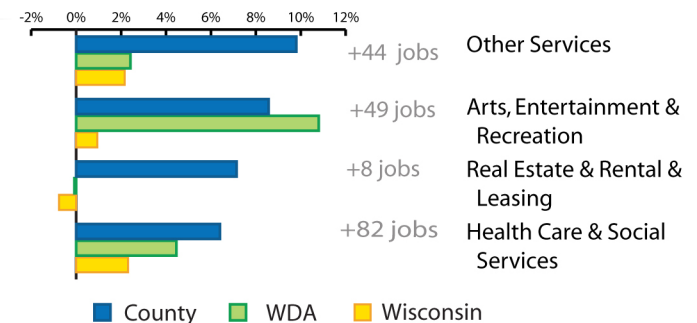
Top Employing Industries in County - 3rd Qtr. 2006



Emp #	Industry (percent)
2,391	Manufacturing (18%)
1,627	Retail Trade (12%)
1,392	Health Care & Social Assistance (10%)
1,301	Public Administration (10%)
1,227	Accommodation & Food Services (9%)
820	Educational Services (6%)
4,578	All Other Industries (34%)

Source: DWD, BWI, QCEW

County Industries w/ Largest Percentage Growth in Employment: 2nd Qtr. 2005 - 2nd Qtr. 2006



Source: U.S. Census Bureau, LED

Nonfarm Employment

	Shawano County			State
	April 2007 Employment	Change Since Last Month		
		#	%	
Total Nonfarm	13,825	403	3.0 %	1.3 %
Total Private	10,678	291	2.8	1.4
Goods Producing	3,024	80	2.7	1.8
Natural Resources and Mining and Construction	528	66	14.3	7.8
Manufacturing	2,496	14	0.6	0.4
Private Service Providing	7,654	211	2.8	1.3
Trade	2,363	60	2.6	0.8
Transportation Warehousing and Utilities	317	9	2.9	1.3
Financial Activities	394	-1	-0.3	0.8
Educational and Health Services	1,716	-19	-1.1	0.5
Leisure and Hospitality	1,283	111	9.5	3.3
Information, Professional, Business & other Services	1,581	51	3.3	1.5
Government	3,147	112	3.7	0.5

Source: DWD, BWI, CES & Small County Estimates



worknet.wisconsin.gov

An increase/decrease in employment may be the result of code changes that are NOT due to changes in the economic picture, rather the result of changes in the coding structure or corrections to industry and/or geographic codes.